

Mix85 Flare Fixed Trim

TM65.2

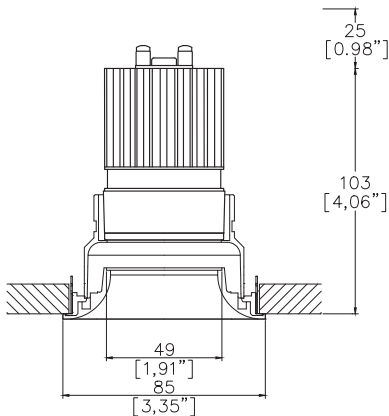
6kgCO2e

TM66

2.5 CEAM



Ø85mm (3.35”) overall trim. Ø49mm (1.91”) aperture. Available with standard trim kit or 3 flush trim options, depending on ceiling type and finish. Family of matching products also available.



Mix85 Flare with Trim Kit TR1 <sup>(1)</sup>  
Cut-out Ø80mm. Required depth  
height+25mm.

LED Source	LED51/3-WD	LED51/3-WD	LED51/3-WD
CCT	2700K/3000K	2700K/3000K	2700K/3000K
Drive Current	350mA	350mA	350mA
Power inc Driver	13.4W	13.4W	13.4W
Beam Angle	NF (20°)	FL (43°)	WFL (56°)
Delivered Lumens	983	1043	906
Delivered Intensisty cd	6339	2051	1073
Delivered Lumens per circuit watt	73	77	67
Forward Volt	34V	34V	34V
CRI	≥90 CRI	≥90 CRI	≥90 CRI



Project Ref: \_\_\_\_\_ Location Ref: \_\_\_\_\_

Please only complete one of the following code builders

Non Fire Rated Code Builder

Fixture Order Code: 

MX85000-FL

 -  -  -  - 

0

Fixture

MX85000-FL

Mix85 Flare Fixed for LED

Installation <sup>(1)</sup>

TR1

Trim for Existing Ceilings 5-15mm total thickness

TR2 <sup>(2)</sup>

Trim for Existing Ceilings 15-28mm total thickness

Finish

WH02

White RAL 9010

BK02

Black RAL 9005

RAL\*

Custom RAL Colour\*

ABR1

Antique Brass

ABZ1

Antique Bronze

PCH1

Polished Chrome

PNK1

Polished Nickel

PBR1

Polished Brass

IP Rating

54

IP54

65

IP65

Rating

0

No Fire Rating

Fire Rated Code Builder

Fixture Order Code: 

MX85000-FL

 - 

TR2

 -  -  - 

FR

Fixture

MX85000-FL

Mix85 Flare Fixed for LED

Installation <sup>(1)</sup>

TR2 <sup>(2)</sup>

Trim for Existing Ceilings 15-28mm total thickness

Finish

WH02

White RAL 9010

BK02

Black RAL 9005

RAL\*

Custom RAL Colour\*

ABR1

Antique Brass

ABZ1

Antique Bronze

PCH1

Polished Chrome

PNK1

Polished Nickel

PBR1

Polished Brass

IP Rating

54

IP54

65

IP65

Rating

FR <sup>(3)</sup>

Fire Rated

(1) For any ceiling thickness or construction type not shown please contact Lucent

(2) Adjustment may be limited in thicker ceiling constructions. Refer to installation instructions for details.

(3) Tested and approved to EN 1363-1:2020 and EN 1365-2:2014 for 60 minutes fire rating.

Project Ref: \_\_\_\_\_

Location Ref: \_\_\_\_\_

Module Order Code: 

LED51/3-WD

 -  -

LED

LED51/3-WD

LED50 ONE Gen3 Ambiance WarmDim

CCT

2718

3018

2700K - 1800K

3000K - 1800K

Beam

NF

FL

WFL

Narrow Flood

Flood

Wide Flood

Driver Options:

Protocol

S

A

P

D

B

Non-Dim

Analogue (0-10v)

Phase

DALI

Bluetooth\*\*

Emergency Options:

Emergency

E

ED

ES

Maintained 3hr Emergency

Maintained 3hr DALI Self Test

Maintained 3hr Self Test

Installation Kit



Trim Kit for Existing Ceilings


Finish selection




Antique Brass



Antique Bronze



Polished Brass



Polished Nickel




Polished Chrome

Accessories




Honeycomb Louvre



Diffusing Lens



Frosted Lens



Heavy Spread Lens



Linear Spread Lens

Accessories Order Code:

Louvre/Lens  
LL45 Honeycomb Louvre  
LLDF Diffusing Lens  
LLFR Frosted Lens  
LLLS Linear Spread Lens  
LLHS Heavy Spread Lens

Technical Details

\*Custom RAL code must be specified. Custom RAL colours can increase prices and lead times

Dimming. Whilst Lucent can offer the majority of its luminaires with various dimming options, it remains the responsibility of the specifier/installer to check and ensure compatibility of any control equipment used. Additional cabling may be required depending on the dimming protocol specified.

\*\*Bluetooth (wireless) is the communication method. The exact dimming protocol must be confirmed to allow the selection of suitable drivers or bluetooth devices.

^ Depth indicated is the minimum recess depth for the luminaire with a remote mounted LED driver. Installing a driver through either the luminaire cut-out or installation kit may require additional recess depth, please refer to the relevant luminaire installation instructions for further details.Data correct at time of publishing

First Fix Requirement. Luminaire comprised of fixture body with ceiling trim and installation kit, which is to be fitted into the ceiling once finished. Ensure correct alignment of the installation kit before final assembly (see luminaire installation instructions for details)

IP Rating. Tested from underside of the ceiling

Note that the picture of the finishes provided is for illustrative purposes only. The finishes may vary in colour, texture and appearance. Contact Lucent lighting Ltd for more information.

It is the policy of Lucent Lighting to continually review and improve its products and therefore reserve the right to change any details of product or withdraw specifications without prior notice.

Luminaires designed to comply with EN60598 and all other standards.

This specification sheet superseded all previous versions.

All intellectual property rights pertaining to the product described above and to this document are owned by or licensed to Lucent Lighting Ltd.

We reserve the right to take whatever action is necessary to protect those intellectual property rights.

Please notify Lucent Lighting Ltd of any inaccuracies immediately. E&OE